



ANNUAL REPORT 2021-22



IDG SUB-PROJECT JASHORE GOVT. CITY COLLEGE, JASHORE

MESSAGE FROM THE PRINCIPAL

**and IDG Manager, IDG Sub-project
Jashore Govt. City College, Jashore**



Bangladesh has made a significant progress in education over decades. With the literacy rate increasing and primary school enrollment reaching nearly 100%, the government has also implemented programs to improve the quality of education at tertiary level through the College Education Development Project (CEDP).

Jashore Govt. City College, Jashore, located in the center of Jashore, has been spreading the light of education in the south-western area of Bangladesh since 1967. It has a good reputation for providing quality education, and is known for its strong academic programs, dedicated faculty and staff. The college has a number of modern facilities, including well-equipped science labs, multifunctional labs, and a central library. It also offers co-curricular activities, sports, and clubs to the students.

Bangladesh has set several goals for the years 2031 and 2041 with a view to becoming a higher middle-income country and higher-income country for which it needs a huge number of skilled workforces. To meet the requirement, the College Education Development Project (CEDP) was incepted in 2016, and has been working to improve the teaching and learning environment of participating colleges.

Over the FY 2021-22, IDG Sub-project at Jashore Govt. College, Jashore has successfully completed three OTM tender packages at a cost of TK. 49,75,223. In addition, an extensive in-house training program on Basic ICT was provided to as many as 114 of its academics and non-academic workforces. Apart from that, a total of 67 academics got training on Office Management. The total budget utilized for the in-house training was Tk. 1,239,44. Completing the program substantially pushed up teachers and staffs' ICT skill and office management skill. As a result, the teaching and learning atmosphere in the college campus has significantly improved which has led to increased student engagement and academic performance of the college. The college is expected to utilize the remaining budget for procuring IT products, civil works, campus networking, connectivity, laboratory apparatus etc. in the coming year.

INDEX

Chapter	Contents	Page
Chapter-01	Introduction	3-6
Chapter-02	Overview of the college	7-12
	Department-wise teaching staff and other supporting staffs	
	Number of students in Honors and Masters courses by Subjects	
	Key Academic Statistics	
Chapter-03	Infrastructure and facility profile	13-23
	Highlight of the year	
	Technological development	
	Highlights of student activities of the year	
	Extra-curricular activities	
	Key achievement and highlight of the year	
Chapter-04	Teachers' Skills Development	24-25
Chapter-05	Budget and Finance	26-31
	Summary of Annual Budget and Expenditures	
	Annual Financial Plan for FY 2020-21	
	Annual Procurement Plan (Goods)	
	Annual Procurement Plan (Services)	
Chapter-06	Concluding Remarks	32-33
	Overall Assessment of Performance of the Last year and Key Target for the Next Year	
	Key challenges and risk associated in implementing the project	
	Recommendations	
Chapter-07	Photo Gallery	33-46

CHAPTER-1: INTRODUCTION

Jashore City College was established on the 17th of July 1967, under the leadership of the then MNA Mr Sardar Ahammad Ali and through the sincere efforts of a number of education lovers and philanthropists. With Higher Secondary and Degree Pass courses in place, Honors graduation course in Political Science under Rajshahi University was introduced in 1974. Then, in 1985 Honors graduation course in Bangla was launched.

The special interest shown by the new teachers of that time, with the efforts of Professor Md Yakub and on special recommendation of the then state minister for Labor and Manpower, Mr. Khaledur Rahman Tito, the college was nationalized in 1987. Gradually, honors and master's courses for other subjects were introduced in the college.

It is during the tenure of Professor Ronojit Kumar Ghosh that the Shahid Minar and the Independence Monument were built. His role in various development works including the raising of the college approach road level is unforgettable. Soon after taking over, Principal Professor Selina Yasmin made all arrangements to make the college's website dynamic and keep the portal updated in order to bring momentum into all the college-related activities. Principal Professor Abu Torab Md Hassan set up multimedia classrooms to apply ICT in teaching. He also made arrangements to train the teachers for this purpose. He formed vigilance teams consisting of the teachers to keep up the college's congenial academic atmosphere and also ensured the holding of all the classes as per the routine.

Professor Md. Ashraf-ud-daulla as Principal led the college for the FY 2021-22 and took up different initiatives. Steps for replacing the roof of Academic building, erecting Main Gate of the college, relocating departments to New Building are among them. Besides, he took necessary steps so that the college could have an academic building constructed on its campus. He also spearheaded the IDG Sub-project's operation.

Presently around 9,000 students are studying in this college. The college is currently running on its own glory. From higher secondary level to master's twenty departments of which honors in 12, masters in 07 courses are being taught. Some 70 learned academics are devoting their talent to serve about ten thousand students and the nation as well. Huge co-curriculum activities take place

every year in this college with annual sport competitions, cultural programs, activities of BNCC, Rover Scouts, Red Crescent operations visible. In addition, celebration of nationally important days such the International Mother Language Day, birthday anniversary of Bangabandhu and Children's Day, Independent Day, the Victory Day are celebrated through different cultural programs.

It is everybody's hope that as a best college of this region Jashore Govt. City College will be spreading light in all fields including quality education, sports and cultural programs.

Sculpture: Chero Unnoto Sheer

A beautiful sculpture, located near the main gate of the college presenting all the movements of the country from 1952 to 1971 with numerically symbolic expressions. Sculptor Md. Khondakar Badrul Islam designed this sculpture which was inaugurated later on 08 January, 2008. The height of the sculpture is approximately 27 feet from the base to the National flag's top point.

The opened book placed on the altar sheds light of knowledge and inspires students to make them conscious about their rights.

1952's Language Movement has been represented by the symbol "52". Language Movement began in 1948 and reached its climax in the killing of 21 February 1952, and ended in the adoption of Bangla as one of the state languages. Election of 1954 is presented by "54". This election was held in East Bengal between 8 and 12 March 1954, the first since



Pakistan became an independent country in 1947. The opposition United Front led by the Awami League and Krishak Sramik Party won a landslide victory with 223 of the 309 seats.

Education movement of 1962 is presented by “62” on the sculpture. Equality in education is a necessary precondition for any democracy. Struggle for equality in education had paved the way for our liberation and the birth of Bangladesh in 1971. The vast inequality between East and Pakistan was not only manifested in economic policies but also in national education policy. On September 17, 1962, students took to the street vehemently opposing inter-colonial Pakistani government’s unequal and exclusionary national education policy, a policy that was built on the assumption that education for all is a utopian idea. It encouraged commercialization of public education.

Six points movement of 1966 has been presented by “66”. The six-point demand marks a unique and an important change of course in the annals of our history and thus is a milestone event in Bangladesh. It was a movement in the-then East Pakistan, spearheaded by Bangabandhu Sheikh Mujibur Rahman, which called for greater autonomy for East Pakistan. The movement's main agenda was to realize the six demands put forward by a coalition of Bengali nationalist political parties in 1966, to end the exploitation of East Pakistan by the West Pakistani rulers. It is considered a turning-point on the road to Bangladesh's independence. 1970 General election is presented by “70”. It was held in Pakistan on 7 December 1970 to elect members of the National Assembly. The result was a victory for the Awami League, which gained an absolute majority.

Bangladesh's independent movement is presented "71" scribed on the sculpture. The Bangladesh Liberation War, also known as the Bangladesh War of Independence, or simply the Liberation War in Bangladesh, was a revolution and armed conflict sparked by the rise of the Bengali nationalist and self-determination movement in erstwhile East Pakistan which resulted in the independence of Bangladesh.

SHAHEED MINAR

A Shaheed Minar is situated on the north-eastern corner of the college. Students and people from different areas of Jashore pay tributes to the martyrs of the 1952 historic Language Movement marking 'Amar Ekushey', the Language Martyrs Day and International Mother Language Day every year. This is also the meeting place of the students of the college.



BANGHUBANDU CORNER AT CENTRAL LIBRARY

Banghubandu Corner at Central library always declares the history of Bengali Nationalism and heritage. Students and history lovers often throng here and dig into the past by reading historic documents.

The corner has five hundred books, most of which are concerning Bangabandhu. Apart from that, its collection includes other books related to the 1971 War of Independence, religion, literature, and academics.



Art's Building



Science Building



New Academic Building



Botanical Garden of Endangered Species



Pond at Southwest Corner



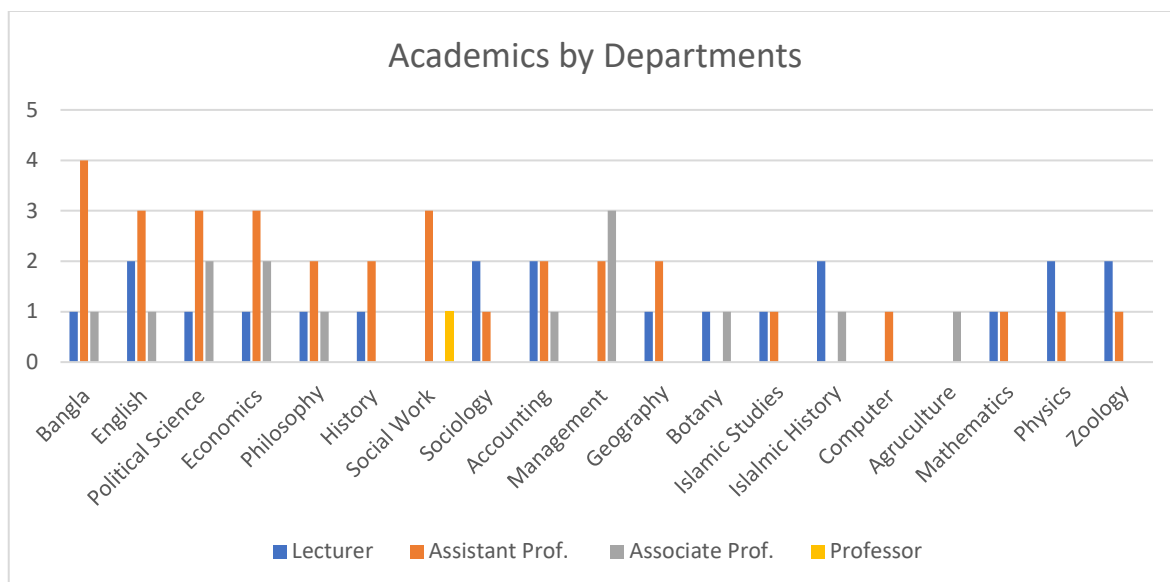
Chapter-02: Overview of the college

There is one Principal, one Vice Principal, 01 Professors 01, Associate Professors 15, Assistant Professor 32 and 20 Lecturers working in the college. In addition, three demonstrators in science departments and one physical exercise teacher are working in this college.

There are 45 office staff for running the office of the college smoothly. The department-wise lists of the teaching staff and office staff are given below.

DEPARTMENT-WISE TEACHING STAFF

Sl.	Subjects	No. of Sanctioned Posts	No. of Teachers					
			Lecturer	Assistant Prof.	Associate Prof.	Professor	Total	Total Female
1	Bangla	8	1	4	1	0	6	1
2	English	7	2	3	1	0	6	0
3	Political Science	7	1	3	2	0	6	0
4	Economics	5	1	3	2	0	6	2
5	Philosophy	4	1	2	1	0	4	0
6	History	3	1	2	0	0	3	0
7	Social Work	4	0	3	0	1	4	2
8	Sociology	3	2	1	0	0	3	0
9	Accounting	5	2	2	1	0	5	2
10	Management	5	0	2	3	0	5	1
11	Geography	3	1	2	0	0	3	0
12	Botany	4	1	0	1	0	2	1
13	Islamic Studies	2	1	1	0	0	2	0
14	Islamic History	3	2	0	1	0	3	1
15	Computer	2	0	1	0	0	1	0
16	Agriculture	2	0	0	1	0	1	0
17	Mathematics	3	1	1	0	0	2	1
18	Physics	4	2	1	0	0	3	0
19	Zoology	3	2	1	0	0	3	2
20	Chemistry	4	0	1	1	0	2	1
Total		81	21	33	15	1	70	14

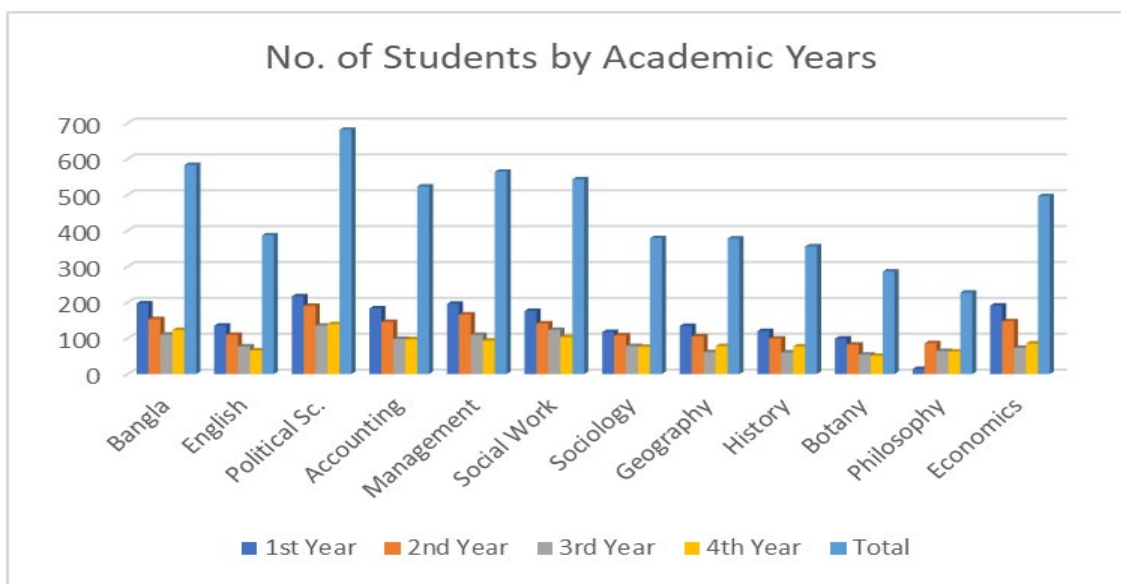


OTHER STAFF

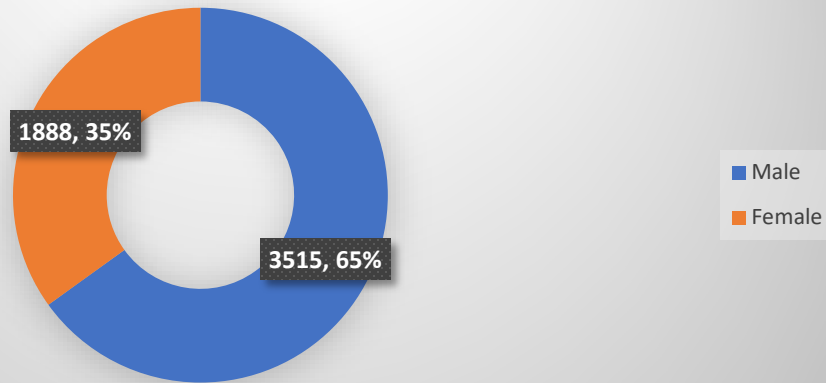
Sl.	Name of the post	No	Remark
01.	Librarian	01	Vacant
02.	Physical Trainer	01	
03.	Head Assistant	01	
04.	Accountant	01	
05.	Cashier	01	
06.	Account Assistant	01	
07.	Office Assistant cum Typist	10	
08.	Mechanic cum Electrician	01	
09.	Store Keeper	01	
10.	Expert Bearer	06	
11.	Cash Pion	01	
12.	Office Assistant	10	
13.	Sweeper	05	
Total		45	

Number of Students in Honors Courses by Subjects: 2021-22

Sl. No.	Subjects	Annual intake capacity	No. of Student Enrollment (year-wise)					Total Female
			1 st	2 nd	3 rd	4 th	Total	
1	Bangla	200	197	153	110	123	583	203
2	English	145	135	109	77	66	387	134
3	Political Sc.	220	217	190	135	139	681	236
4	Accounting	205	183	145	98	97	523	182
5	Management	200	196	166	109	93	564	194
6	Social Work	180	176	141	123	103	543	193
7	Sociology	120	117	108	78	76	379	132
8	Geography	135	134	105	61	78	378	133
9	History	120	120	99	60	77	356	126
10	Botany	100	99	82	54	51	286	100
11	Philosophy	120	14	86	64	63	227	79
12	Economics	200	191	147	73	85	496	176
Total		1945	1779	1531	1042	1051	5403	1888

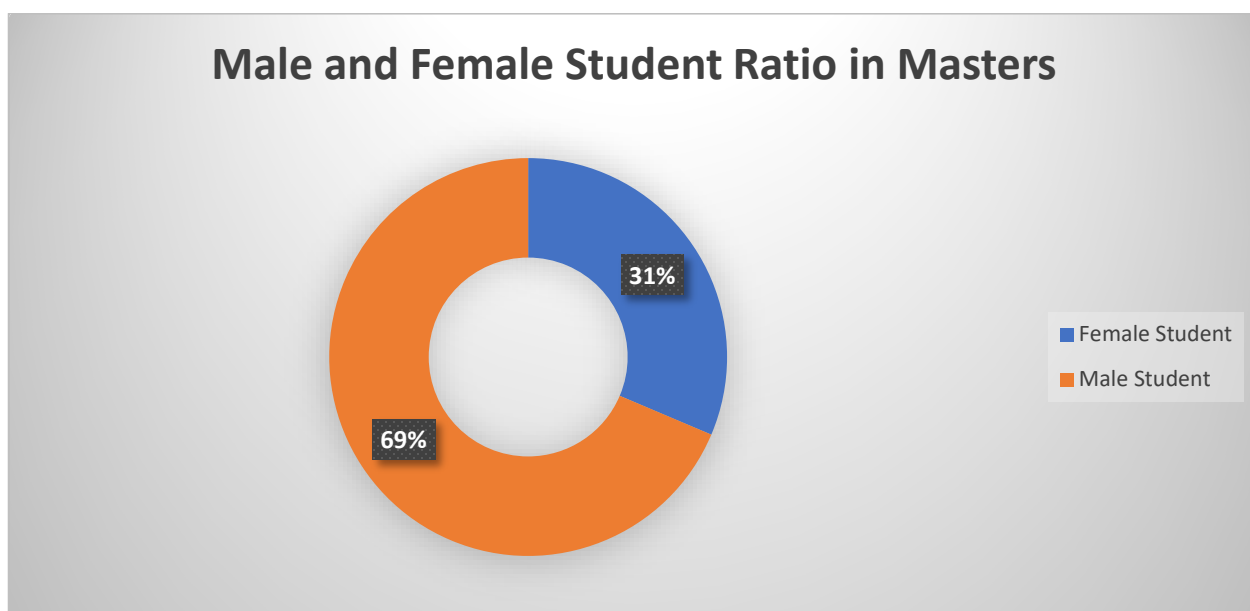
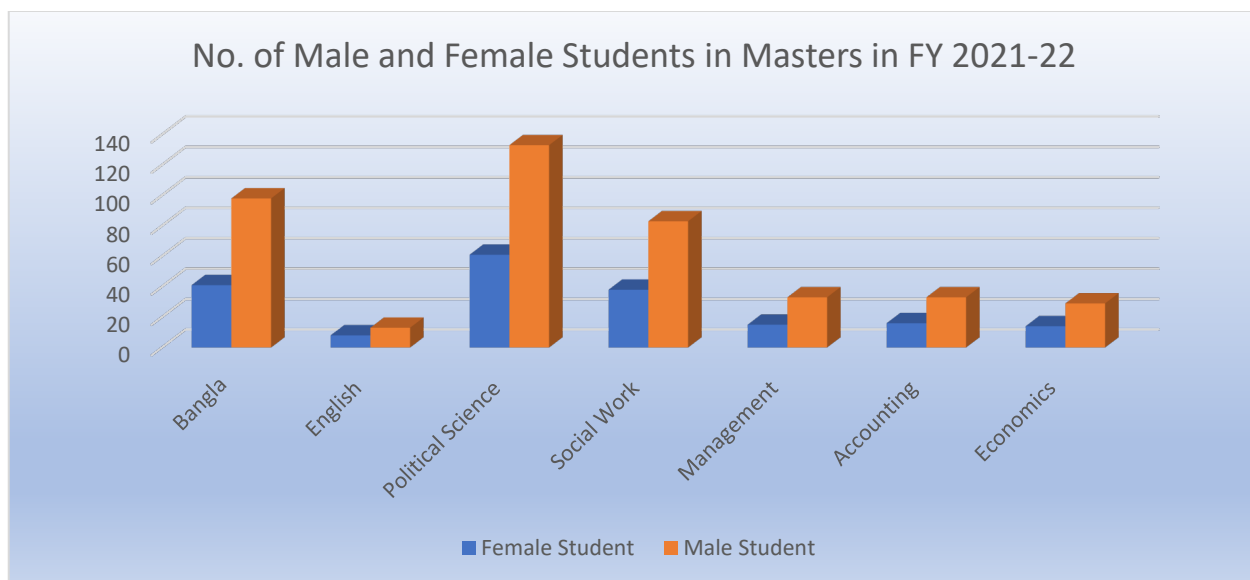


Male-Female Student Ratio



Number of Students in Master's Courses by Subjects: 2021-22

Sl.	Subjects	Annual Intake Capacity	No. of Student Enrollment	No. of Female Student
1	Bangla	150	139	41
2	English	50	21	8
3	Political Science	200	194	61
4	Social Work	125	121	38
5	Management	50	48	15
6	Accounting	55	49	16
7	Economics	50	43	14
Total		680	615	193



KEY ACADEMIC STATISTICS

The result of this college at different levels is satisfactory. The overall pass rate in honors level of this college for FY 2021-22 is 78.00% whereas 82% at Master level. There are 35% female students and 65% male students studying at honors level in the college. On the other hand, the male students contribute 69% at Master level while female students 31%.

CHAPTER: TWO

INFRASTRUCTURE AND FACILITY PROFILE OF THE COLLEGE

There are about 10,000 students studying in this college. The institution has the following Infrastructure and facilities:

- 1) No. of Classrooms: 19 (including classrooms in New Academic Building)
- 2) Male Student Dormitories: 0
- 3) Teachers Dormitories: 0
- 4) Computer Lab: 1
- 5) Science lab: 04
 - a) Central Library: 1
 - b) Seminar: 12
- 9) Common Room: 1
- 12) Toilet: 22 (including departments washroom)
- 13) Internet Access Facilities: All teachers avail Internet facilities but only a limited no. of students avails the internet access facility.
- 14) Digital Teaching Facilities in Classrooms: 10 (all are equipped with multimedia projector)
- 15) Availability of Wi-Fi/Hotspots:
 - a) Departments: 20 (including non-honors departments)
 - b) Teachers' Lounge: 1
 - c) Multifunctional lab: 1

Highlights of the Year

Key Achievements and Highlights of the Year of the College

Academic:

- Term Papers: 100% participation in submitting the term papers
- Tutorial Exam: 99% participation in submitting the tutorial exam
- Attendance: 70% in person class.

TECHNOLOGICAL DEVELOPMENT:

The surveillance system for some departments, classrooms and libraries is available.

Non-cognitive factors:

- **Self-Efficacy:** Students believe in his/her own ability to succeed in a particular situation which is called self-efficacy and has been developed a lot through counseling to face the challenges in technology-oriented education systems.
- **Motivation:** Constant motivation is going on to actively take part in the process of learning as motivation involves biological, emotional, social and cognitive forces, teachers are constantly engaged in initiating and encouraging those faculties.
- **Self-Control:** Students are constantly encouraged by the teachers to develop the ability of controlling themselves and regulating their emotions, thoughts and behavior in the face of temptations and impulses as it is an executive function, it is necessary for achieving specific goals.

Highlights of Student Activities of the Year

Academic:

- **Classroom Performance:** Classroom performance is an example of a student response system. It is the key to learning. It allows the students to take part actively in the process of learning. Still our students are less inquisitive, but we have been trying to encourage them to ask questions, which is the most important factor of inquisitiveness. And students are gradually responding to this system. We have succeeded a lot in doing so.
- **Sitting for examinations (Internal/External):** Sitting for examinations is the conventional feedback of the learning system. Though it is directly related to academic recognition, students are very keen to receive all kinds of feedback on examination performance.

Extra-curricular Activities:

- **Sports:** Annual sport and cultural program held in the FY 2021-22.
- **Social Activities:** The Red Crescent arranged a blood donation camp in the last fiscal year. They also distributed warm clothes and blankets among the poor people last winter. Rover Scouts, Rangers and BNCC units also play roles to keep the campus clean once a month, take part in disciplinary activities and march past during the celebration of the national days.

- Civic Engagement: in the last year, our students volunteered in some social awareness programs like health, human rights, enfranchisement and even teasing issues.
- Excursions: Almost all the departments arranged excursions with their students to explore different sites.

KEY ACHIEVEMENTS AND HIGHLIGHTS OF THE YEAR OF INSTITUTIONAL DEVELOPMENT GRANTS (IDG)

During FY 2021-22, IDG, Sub-project team has successfully completed three OTM packages including one on e-GP, and carried out eight batches of in-house training on basic ICT and Office Management for both academic and non-academic staff. The cost of the three-package amounted to Tk. 4,975,223. Package no. G-09 (AC for Computer Lab and Departments) was completed at a cost of Tk. 11,39,000 for purchasing 10 no. of AC (2 no. 1.5-ton and 8 no. 2-ton) for class rooms, central library and different Departments. Package no. G-15 (Supply of AC, IPS and Fan for smart classroom and lab) for procuring 65 no. ceiling fan, four IPS with 1500VA capacity and four AC with 2-ton capacity at a cost of Tk. 7,83,100. In addition, a works package namely Class room, Laboratory and Wash Room Refurbishment (W-01) was also accomplished over the period at Tk. 30,53,123. Under this package, classrooms, central library and veranda of the college saw refurbishment by tilling and electricity works.

On the other hand, in-house training on Basic ICT was provided to 114 workforces working at the college. Besides, as many as 67 academic staff got training on Office Management. Total budget utilized for in-house training was Tk. 1,239,44. It has substantially pushed up teachers and staffs' ICT skills and office management skills.

AC for Computer Lab and Departments (OTM Package No. G-09)



During FY 2021-22, IDG sub-project team has successfully completed an OTM package namely AC for Computer Lab and Departments at a cost of Tk. 11,39,000. Under this package, 2 (two) AC with 1.5-ton capacity and 8 (eight) AC with 2-ton capacity was procured. These goods were installed in Departments, class rooms and libraries. Upon the installation, teachers' engagement to work place has significantly increased with a substantial rise in students' attendance to the classroom.

Supply of AC, IPS and Fan for smart classroom and lab (OTM Package No. G-15 e-GP)

1500VA IPS



Ceiling Fan and AC (GREE Brand)



An OTM package namely Supply of AC, IPS and Fan for smart classroom and lab during FY 2021-22 was successfully completed at a cost of Tk. 7,83,100.07. This OTM package was conducted by applying e-GP for the first time in the history of this college. Under this package, 4 (four) IPS with 1500VA capacity, 4 (four) AC with 2-ton capacity and 65 ceiling fans were procured which were installed in classrooms, teachers' council and college office. After completing this package, the college's teaching-learning atmosphere has remarkably improved.

Classroom, Laboratory and Washroom Refurbishment (OTM Package No. W-01)





The work package no. W-01 namely “Classroom, Laboratory and Wash Room Refurbishment” was taken up for the refurbishment of the classroom and students wash room at a cost of Tk. 30,53,123. The college saw a major refurbishment under this package including tiling on class rooms, central library and veranda. This package has also covered electricity works in the said areas. The impact of the implementation of the package is significant. It has offered healthy sanitation for the students and enchanting classroom for the students.

In-house Training on Basic ICT





In-house Training on Basic ICT						
Batch	Start Date	End Date	Type	T/S	No of Participants	Female Participants
1	12-03-22	16-03-22	Basic ICT	Staff	22	0
2	20-03-22	24-03-22	Basic ICT	Staff	22	1
3	27-03-22	31-03-22	Basic ICT	Teacher	25	9
4	03-04-22	07-04-22	Basic ICT	Teacher	25	6
5	09-04-22	13-04-22	Basic ICT	Teacher	20	4
Total					114	20

The sub-project has also extended its operation aiming at improving the ICT and management skills for both teachers and staff. Under the in-house training program, 70 teachers and 44 staff got basic training on information and communication technology between 12/03/2022 and 09/04/2022. In this training, Microsoft Office including MS Words, MS Excel, MS Power Point, communication tools like ZOOM, Google Meet, google speech to text conversion, WhatsApp, google docs, google drive etc. are taught to the participants.

In-house Training on Office Management





In-house Training on Office Management						
Batch	Start Date	End Date	Type	T/S	No of Participants	Female Participants
1	29-05-22	02-06-22	Office Management	Teacher	25	4
2	04-06-22	08-06-22	Office Management	Teacher	22	7
3	11-06-22	15-06-22	Office Management	Teacher	20	6
Total Participants					67	17

In-house training on Office Management for academics was held between 29/05/2022 and 11/06/2022 with a view to improving the management skills required to run an office. A total of 67 teachers got this training on different aspects including human resource management, leave rules, manners and etiquettes, docketing, filling and record keeping, budget presentation, role of DDR and procurement and inventory management. The training program was conducted to achieve the following objectives:

- To familiarize teachers with the office and its management systems.
- To perform smartly using managerial techniques from this course.
- To develop professional knowledge, skills and attitudes.
- To self-practice and share this knowledge among others colleagues.
- To develop managerial and leadership capacity within teachers' pool.

CHAPTER-04: TEACHERS' SKILL DEVELOPMENT

Overview of Teaching Force of the College

Both Male and Female Teachers are teaching in the college. A total of 02 teachers has Ph.D. Degrees. There are 81 posts for teachers. Of them, at present, 70 teachers are working in the college with 11 posts lying vacant. An overview of the teaching force of the college is as follows:

Sl.	Subjects	No. of Sanctioned Posts	No. of Teachers					
			Lecturer	Assistant Prof.	Associate Prof.	Professor	Total	Total Female
1	Bangla	8	1	4	1	0	6	1
2	English	7	2	3	1	0	6	0
3	Political Science	7	1	3	2	0	6	0
4	Economics	5	1	3	2	0	6	2
5	Philosophy	4	1	2	1	0	4	0
6	History	3	1	2	0	0	3	0
7	Social Work	4	0	3	0	1	4	2
8	Sociology	3	2	1	0	0	3	0
9	Accounting	5	2	2	1	0	5	2
10	Management	5	0	2	3	0	5	1
11	Geography	3	1	2	0	0	3	0
12	Botany	4	1	0	1	0	2	1
13	Islamic Studies	2	1	1	0	0	2	0
14	Islamic History	3	2	0	1	0	3	1
15	Computer	2	0	1	0	0	1	0
16	Agriculture	2	0	0	1	0	1	0
17	Mathematics	3	1	1	0	0	2	1
18	Physics	4	2	1	0	0	3	0
19	Zoology	3	2	1	0	0	3	2
20	Chemistry	4	0	1	1	0	2	1

Total	81	21	33	15	1	70	14
--------------	-----------	-----------	-----------	-----------	----------	-----------	-----------

The table shown above represents the distribution of academics by subjects. There are 21 lectures, 33 Assistant Professor, 15 Associate Professor and 01 Professor working in the college.

TEACHER PROFESSIONAL DEVELOPMENT PROGRAMS

In-house training: In the last fiscal year, in-house training programs on creative question formulation, assessment of examination script was conducted in the college teachers' council to enhance technological competence of the teachers.

Departmental Seminars: Three departments arranged seminars in the classrooms. Resource persons from other college also participated in the seminars and enrich the professional thoughts through their resourceful lectures. Students and others also enjoy the live telecast through social networks.

CHAPTER 5: BUDGET AND FINANCE

Summary of Annual Budget and Expenditures

Descriptions of total allocation & expenditure of the fiscal year 2021-22 are given below:

Annexure 2: Financial Management Plan for FY: 2021-22

College Name: Jashore Govt. City College, Jashore (B-102, PIN-1059)

Economic Code	Items of Expenditure	Unit	Quantity	Cost (in Lakh Taka)	% of Total
(a) Revenue Expenditure					
	Pay of Officer	PM		0.000	0.00%
	Pay of Staff	PM		1.320	0.40%
	Supplies & Services	Lumpsum		19.238	5.79%
	Repair & Maintenance	Lumpsum		90.540	27.27%
Total (a) Revenue Expenditure				111.098	33.46%
(b) Capital Expenditure					
	Acquisition of Assets	Lumpsum		194.776	58.66%
Total (b) Capital Expenditure				194.776	58.66%
Total Cost (a+b)				325.027	97.89%
(c) Operational Costs/Contingencies (maximum 2% of the total cost)				6.998	2.11%
Grand Total (a+b+c)				332.024	100.00%

Manager, IDG Sub-Project and Principal
Jashore Govt. City College, Jashore

Procurement Plan (for Goods) for FY: 2021-22 (Revised)

Project Name: College Education Development Project

Name of Procuring Entity: Jessore Govt. City College, Jashore (B-102, PIN-1059)

Package No.	Description of Procurement Package (Goods)	Unit	Qty	Procurement Method & Type	Contract Approving Authority	Estd. Cost in Lakh Taka	Planned Dates						
							Tender Advertisement	Tender Opening	Tender Evaluation	Approval to Award	Notification of Award	Signing of Contract	Time for Completion of Contract
1	2	3	4	5	6	7	8	9	10	11	12	13	14
G-06	Supply of Smart Board for Classroom	nos	14	OTM	PD, CEDP	39.2000000	Central Procurement						
G-07B	Supply of Laptop Computer & Related Services	nos	Lumpsum	OTM	PD, CEDP	9.9737401	Central Procurement						
G-07C	Supply of printer, scanner and photocopier	nos	Lumpsum	OTM	PD, CEDP	4.2812603	Central Procurement						
G-09	AC for Computer Lab and Departments	Nos	Lumpsum	OTM	PD, CEDP	10.2510000	09-May-21	25-May-21	07-Jul-21	15-Jul-21	07-Aug-21	30-Aug-21	05-Sep-21
G-11	Supply of Digital Notice Board & Related Services	Nos	1	OTM	PD, CEDP	3.1600000	Central Procurement						
G-14	College Management Information System(CMIS)	nos	Lumpsum	OTM	PD, CEDP	5.0000000	Central Procurement						
G-15	Supply of AC, IPS and Fan for smart classroom and lab	nos	Lumpsum	OTM	PD, CEDP	7.8310000	06-Nov-21	23-Nov-21	08-Mar-22	10-Mar-22	13-Mar-22	07-Apr-22	05-May-22
Total Value of Goods Procurement						79.6970004							

Manager, IDG Sub-Project and Principal

Jashore Govt. City College, Jashore

Procurement Plan (For Works) for FY: 2021-22 (Revised)

IDP
Annexure 3

Project Name: College Education Development Project

Name of Procuring Entity: Jessore Govt. City College, Jashore (B-102, PIN-1059)

Package No.	Description of Procurement Package (Works)	Unit	Qty	Procurement Method & Type	Contract Approving Authority	Estd. Cost in Lakh Taka	Planned Dates						
							Tender Advertisement	Tender Opening	Tender Evaluation	Approval to Award	Notification of Award	Signing of Contract	Time for Completion of Contract
1	2	3	4	5	6	7	8	9	10	11	12	13	14
W-01	Classroom, Laboratory and Wash Room Refurbishment	NS	Lumpsum	OTM	PD, CEDP	27.47811	09-May-21	25-May-21	07-Jul-21	15-Jul-21	17-Jul-21	02-Aug-21	02-Oct-21
Total Value of Works Procurement						27.478110							

Manager, IDG Sub-Project and Principal
Jashore Govt. City College, Jashore

Financial Management Plan for FY: 2020-21 (Revised)

Name of College: Jashore Govt. City College, Jashore (B-102, PIN-1059)

														BDT in Lakh			
Economic Code	Item of Expenditure /Activity		Year 1				Year 2				Year 3				Total	Percentage of Total Budget	
			Qtr 1	Qtr 2	Qtr 3	Qtr4	Qtr 5	Qtr 6	Qtr 7	Qtr 8	Qtr 9	Qtr 10	Qtr 11	Qtr 12			
			July-Sept. 2019	Oct.- Dec. 2019	Jan- March 2020	April-June 2020	July- Sept 2020	Oct- Dec 2020	Jan- March 2021	April- June 2021	July- Sept 2021	Oct-Dec 2021	Jan- March 2022	April- June 2022			
(a) Revenue Expenditure:																	
3111101	Pay of Officer	Officer													-	0.00%	
		Other officer													-	0.00%	
Sub-Total Pay of Officer			-	-	-	-	-	-	-	-	-	-	-	-	-	-	
3111201	Pay of Staff	Accountant			0.18	0.18	0.12	0.12	0.24	0.24	2.50	2.50	2.50	2.82	11.40	2.85%	
		Office assistant cun Computer Operator			0.15	0.15	0.10	0.10	0.20	0.20	2.25	2.25	2.25	1.85	9.50	2.38%	
		Other Staff		-	-	-	-	-	-	-	-	-	-	-	-		0.00%

Sub-Total Pay of Staff			-	-	0.33	0.33	0.22	0.22	0.44	0.44	4.75	4.75	4.75	4.67	20.90	0.05%
Sub-Total Pay of Officer & Staff (a)			-	-	0.33	0.33	0.22	0.22	0.44	0.44	4.75	4.75	4.75	4.67	20.90	0.05%
Supplies & Services:																
1141101	VAT for Local Goods & Services														-	0.00%
3241101	Travel Expenses				0.6906			0.134096		0.19018	2.00	2.00	1.75	1.88512	8.650000	2.16%
3255101	ICT installation, development & maintenance										1.00	1.00	1.50	1.45	4.950000	1.24%
3255102	Printing and Publication									1.06897	0.25	0.25	0.25	0.18	2.000000	0.50%
3255104	Stationery, Seal and stamps								0.10	0.10000	1.30	1.50	1.50	1.50	6.000000	1.50%
3255105	Other Stationery										1.00	1.00	0.40	0.60	3.000000	0.75%
3211127	Books & Journals										0.10	0.10	0.10	0.10	0.400000	0.10%
3211125	Advertising & Publicity										0.75	0.75	0.75	0.75	3.000000	0.75%
3231201	Training & Study Tour	Teachers' Training on ICT									2.50	2.50	2.50	2.50	10.000000	2.50%
		Training for Skill Development for Teachers and Staffs						0.28615		0.38589	0.30	0.30	0.30	0.23	1.800000	0.45%

		Training for Office Management									1.00	1.00	0.50	0.50	3.0000 000	0.75%
		Training for Self-Assessment for Teachers									0.40	0.40	0.40	0.30	1.5000 000	0.38%
3211111	Conference/Seminar/Workshop	Workshop for Teachers									1.25	1.25	1.25	1.25	5.0000 000	1.25%
		Seminar for students									2.00	2.00	3.00	3.80	10.800 0000	2.70%
		Conference for teachers									2.00	2.00	1.00	1.00	6.0000 000	1.50%
4112306	Lab Materials/Chemicals etc.	Lab Materials for Dept. of Botany	-	-								0.25	0.25		0.5000 000	0.13%
		Chemical for Dept. of Botany Lab										0.25	0.25		0.5000 000	0.13%
3257101	Consulting Services:	Consultant for procurement of Goods, service and works									0.75	0.25	0.25	0.25	1.5000 000	0.38%
		Consultant for SA and MIS									0.75	0.25	0.25	0.25	1.5000 000	0.38%

3257206	Incentives for Management Team members				3.8106	0.2584				1.4864 2	2.2412 0	-	-	7.8034	15.600 0000	3.90%
3255105	Other Expenses										0.60	1.00	0.80	0.60	3.0000 000	0.75%
Sub-Total Supply & Services			-	-	4.5012	0.2584	-	0.4202 46	0.1000 0	3.23	20.19	18.05	17.00	24.95	88.700 0000	22.18%
	Repair & Maintenance															
3258108	Refurbishing/Renovation	Refurbishme nt of class room, and library, lab, washroom				-	-	-			38.00				38.000 0	9.50%
		IDG Office Room Refurbishme nt							1.8195 0		0.18050				2.0000	0.50%
Sub-Total Repair & Maintenance			-	-	-	-	-	-	1.8195 0	-	38.00	-	-	-	40.000 0	10.00%
Total Revenue Expenditure (a)			-	-	4.8312	0.5884	0.22000	0.6402 46	2.3595 0	3.6714 6	62.94	22.80	21.75	29.62	149.60 00	37.40%
	(b) Capital Expenditure															
	Acquisition of Assets															
4112304	Machinery & Other Equipment	Necessary Machinery													0.0000	0.00%
		Necessary equipment													0.0000	0.00%
4112304	Engineering Equipment:	Necessary Machinery													0.0000	0.00%
		Necessary equipment													0.0000	0.00%

4112202	Computer & IT Equipment	Computer for language and ICT lab								23.8115603	18.18844				42.0000	10.50%
		Computer for internet corner at central library									8.00				8.0000	2.00%
		Computer, printer, Scanner, laptop etc. for sub-project office						3.82500			0.42500	0.75000			5.0000	1.25%
		Campus networking										15.00			15.0000	3.75%
		IT Equipment for internet connectivity							-	-		-			0.0000	0.00%
4113301	Computer Software	MIS for college management, college website development, student's database and SMS									10.00				10.0000	2.50%
4112310	Office Equipment	Project management software													0.0000	0.00%

4112310	Office Equipment	Printer, Scanner									2.00				2.0000	0.50%
		Photocopier, high speed duplicating machine etc.									8.00				8.0000	2.00%
4112312	Teaching & Learning Materials	Devices & Tools													0.0000 000	0.00%
		Smart Board									70.00				70.000 0000	17.50%
		Digital Notice Board									5.00				5.0000 000	1.25%
		Books & Journals for Libraries & Classrooms								4.9498 5	4.1281 5				9.0780 000	2.27%
		sound system for classroom							4.4298 0		0.49				4.9220 000	1.23%
4112314	Furniture & Fixtures	Furniture & Fixtures for seminar room, classroom, Laboratory, office, departments etc.							1.9818 0		0.2202 0		42.798 00		45.000 0	11.25%
4112306	Laboratory Equipment and Instruments	Science Lab Equipment									6.00				6.0000	1.50%

		Botany Lab Instrument													0.0000	0.00%
4112303	Electrical Equipment	Generator/IP S													0.0000	0.00%
		Fan									2.00				2.0000	0.50%
		AC						0.79380			0.09	14.12			15.0000	3.75%
Total Capital Expenditure (b)			-	-	-	-	0.00000	4.61880	6.41160	28.76141	134.54	29.87	42.80	-	247.0000	61.75%
TOTAL COST (a + b)			-	-	4.8312	0.5884	0.22000	5.25905	8.77110	32.43287	197.48	52.67	64.55	29.62	396.6000	99.15%
3221109	Operational Cost (3221109-1)				0.00002	0.00001	0.10000	0.10375	0.26900	0.16000	0.75000	0.75000	0.75000	0.51722	3.4000000	0.85%
TOTAL FINANCING (a + b + c)			-	-	4.8312	0.5884	0.320000	5.362796	9.040100	32.592870	198.2339	53.42	65.30	30.13	400.000000	100.00%

CHAPTER 6 CONCLUDING REMARKS

Overall Assessment of Performance of the Last year and Key Target for the Next Year.

The teachers and the employees showed creativity and innovative skills in continuing academic and official activities in the changed pandemic situation. They showed quick adaptability and a communicative skill too. All these are part of their accountability with the profession. They also developed problem solving and interpersonal skills. They carry on the technology-assisted programs to ensure the virtual attendance, punctuality, productivity of quality work, mutual cooperation, coaching and training skills and so on. We will arrange more in-house training programs, national and international webinars, cultural competition on virtual platforms, awareness programs and so on. Evaluation systems will be introduced to ensure the professional commitment of the teachers and the employees as well. With the development of a pandemic situation, programs of virtual platforms should be minimized and classroom-based activities should be restored as they were previously.

Key Challenges and Risks associated in implementing the project

Risk Factors:

- Lack of academics and class rooms.
- Changing negative attitude to positive.
- Help to boost up self-respect and level of confidence.
- Reducing psychological problems.
- Reducing under preparation for academics.
- Enhancing classroom performance.
- Setting up technology-based classrooms.
- Developing behavioral patterns and cultural attitudes.

RECOMMENDATIONS

If we find any change in the ongoing pandemic situation, we should increase technological facilities, such as Wi-Fi access for both teachers and students. In the periphery where Wi-Fi access is not easy. So, they should be provided with mobile data facilities almost free of cost.

Effective online examination systems should be innovated. Teachers and officials' efficiency should be increased in technological fields by imparting training programs. They should be encouraged to be technology savvy. Some activities should be conducted by maintaining physical distance and health issues.

CHAPTER-07: PHOTO GALLERY



